

PERSONAL





Activate BIS on Prepaid

How to activate the BlackBerry Service on
your prepaid device

Telkom

How do I get BlackBerry active on my prepaid phone?



Step 1	To access the USSD menu, dial *180# and press the green call button
Step 2	Press option 4 (alt+R) “BlackBerry” as response
Step 3	Click  “OK”
Step 4	Press option 1 (alt+W) “Prepaid BlackBerry” as response
Step 5	Click  “OK”
Step 6	Press option 1 (alt+W) “Add BlackBerry” service as response
Step 7	Click  “OK”
Step 8	Select either “BIS” or “BES+” or “Social and Email Plan” subscription as response (BIS = BlackBerry Internet Service or BES+ = BlackBerry Enterprise Server)
Step 9	Click  “OK”
Step 10	Confirm your selection with option 1 (alt + W) to confirm your subscription (An SMS will be sent to you to show that the subscription is deducted from your airtime)